

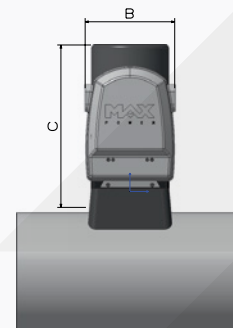
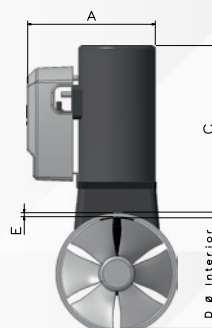

Electric Tunnel Thrusters CT 300 > 48 V

Specifications

Code	636656
Voltage*	48V
Max Thrust at 45,6V (kgf/lbf)**	240 / 529
Max Thrust at 48V (kgf/lbf)**	275 / 606
Propellers	Duo
Drive Leg (material)	Bronze
Power (kw/hp)	17.5 / 23.8
Weight (kg)	64
A (mm)	250
B (mm)	250
C (mm)	478
D (mm)	300
E (mm)	9 to 10

Boat Type	Boat Length (feet/meter)
Heavy Displacement High Windage & Cruising	48' - 63' / 14.6 - 19 m
Medium Displacement Medium Windage & Fast Cruising	59' - 79' / 18 - 24 m
Light Displacement Light Windage & Super Fast Cruising	67' - 93' / 20.4 - 28 m

The 48V tunnel thrusters, available in bronze only, complete the MAX POWER Electric Tunnel Thruster range offering a tunnel thruster solution to larger sized yachts.



Advantages of 48V

- The increasing popularity of environmentally friendly boats with 48V electric propulsion required the development of thrusters running at the same voltage.
- Operates from 48V house bank batteries, an option which will provide space and cost savings for the boating community as smaller wires will be needed for the installation.

Unique Features



Purpose built
48V DC motors



High power
connections



High spec.
DC contactors



High spec.
DC contactors



Unrivaled safety
features

* Thrusters are designed to run at 45,6V on 48V units. Higher voltages will result in higher thrust ratings, higher power consumption, and a reduced duty cycle.

** Performance data is given for a thruster installed at an immersion depth of one tunnel's diameter, in a tunnel no longer than twice the tunnel's diameter, and this within a variation of + / - 6%. Longer tunnels will result in lower thrust ratings and higher power consumption.